

 XFRAME

Nucleus

The XFrame™ System

Today more than 40% of the world's waste is the result of building, construction, renovation, and demolition practices. XFrame™ is a radical response to this global challenge.

Backed by a proprietary technology platform that automates design and manufacturing processes, XFrame™ has been developed as a prefabricated, lightweight engineered timber wall, floor and roof framing system that enables end-of-life recovery and reuse.

XFrame™ is manufactured from sustainably sourced (FSC certified) structural plywood using precise computer controlled milling machines to minimise waste. The finished product is a series of modular parts that are designed to clip together without the need for nails, screws or adhesives.

Using XFrame our goal is to make the deconstruction and reuse of building materials an attractive and economically feasible end-of-life strategy.

XFrame™ Office was developed to address the significant waste generated through office and retail fit outs and refits. It is a series of modular commercial and retail applications that are lightweight, easily assembled and rapidly deployable. Adding to its circular economy credentials, XFrame™ Office uses the same components across the entire range meaning products can be disassembled and reconfigured as needed.



A kit of standard parts.



Made from natural and renewable materials.



Assembled without nails, screws or adhesives.



An engineered structure. Millimetre Perfect.



Scalable and flexible spaces.



Designed for complete circularity.

Nucleus

Transform open office spaces into productive, collaborative and diverse office landscapes. Eliminate the costs and disruption associated with fixed partition systems. Create networks of reconfigurable space for ever changing team requirements.



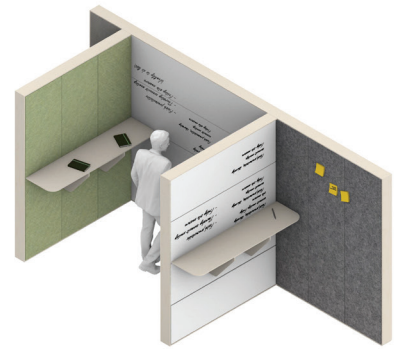

Dimensions: 1800mm x 2100mm x 2100mm

Gross Weight: 145kg (standard finish)

Lining Options

- Birch Finish
- Grey
- Charcoal
- Neutral
- White
- + Custom


Nucleus



Customisation Options

Using reversible pressure clips we offer a variety of design options for the interior and exterior. Our pre-finished linings are then fixed to the XFrame panels making for an effortless install.

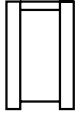
Felt Colours



HPL Range



Product Carbon Breakdown



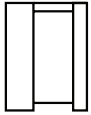
Mini Booth

Specifications:

FSC Certified 12mm and 9mm Plywood.
FSC Certified 18mm Plywood with HPL finishes.
12mm Polyethylene Terephthalate (PET).
50mm Polyethylene Terephthalate (PET).
Mild Steel Hardware components

Total calculated carbon related emissions:

-31kg



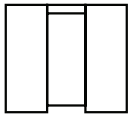
Classic Booth

Specifications:

FSC Certified 12mm and 9mm Plywood.
FSC Certified 18mm Plywood with HPL finishes.
12mm Polyethylene Terephthalate (PET).
50mm Polyethylene Terephthalate (PET).
Mild Steel Hardware components

Total calculated carbon related emissions:

-49kg



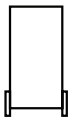
Double Booth

Specifications:

FSC Certified 12mm and 9mm Plywood.
FSC Certified 18mm Plywood with HPL finishes.
12mm Polyethylene Terephthalate (PET).
50mm Polyethylene Terephthalate (PET).
Mild Steel Hardware components

Total calculated carbon related emissions:

-83kg



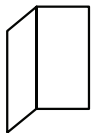
Mobile Wall

Specifications:

FSC Certified 12mm and 9mm Plywood.
FSC Certified 18mm Plywood with HPL finishes.
12mm Polyethylene Terephthalate (PET).
50mm Polyethylene Terephthalate (PET).
Mild Steel Hardware components

Total calculated carbon related emissions:

+13kg



Studio Wall

Specifications:

100% Polyethylene Terephthalate (PET).

Total calculated carbon related emissions:

+11kg



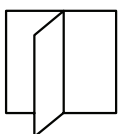
Quiet Wall

Specifications:

100% Polyethylene Terephthalate (PET). Powder coated black metal feet.

Total calculated carbon related emissions:

+74kg



Nucleus

Specifications:

FSC Certified 12mm and 9mm Plywood.
FSC Certified 18mm Plywood with HPL finishes.
12mm Polyethylene Terephthalate (PET).
50mm Polyethylene Terephthalate (PET).
Mild Steel Hardware components

Total calculated carbon related emissions:

-11kg

Product Carbon Breakdown

About this data:

XFrame calculates project carbon costs using volumetric data from an as-fabricated 3D digital model. Components are categorised by their respective material type and volumes summed for carbon calculation using localised environmental product declaration (EPD) data. When exact EPD data is unavailable XFrame uses the next regionally appropriate EPD information and applies an additional variance factor for this data source.

Carbon emissions reported refer to (BS) EN 15804 lifecycle stages A1-A3 only. Carbon emissions reported include both biogenic carbon (GWPB [kg CO₂-eq.]) and fossil carbon (GWFP [kg CO₂-eq.]) data sources.

Designed for now, built for later.

XFRAME™