



# Office Product Catalogue

# The XFrame™ System

Today more than 40% of the world's waste is the result of building, construction, renovation, and demolition practices. XFrame™ is a radical response to this global challenge.

Backed by a proprietary technology platform that automates design and manufacturing processes, XFrame™ has been developed as a prefabricated, lightweight engineered timber wall, floor and roof framing system that enables end-of-life recovery and reuse.

XFrame™ is manufactured from sustainably sourced (FSC certified) structural plywood using precise computer controlled milling machines to minimise waste. The finished product is a series of modular parts that are designed to clip together without the need for nails, screws or adhesives.

Using XFrame our goal is to make the deconstruction and reuse of building materials an attractive and economically feasible end-of-life strategy.

XFrame™ Office was developed to address the significant waste generated through office and retail fit outs and refits. It is a series of modular commercial and retail applications that are lightweight, easily assembled and rapidly deployable. Adding to its circular economy credentials, XFrame™ Office uses the same components across the entire range meaning products can be disassembled and reconfigured as needed.



A kit of standard parts.



Made from natural and renewable materials.



Assembled without nails, screws or adhesives.



An engineered structure. Millimetre Perfect.



Scalable and flexible spaces.

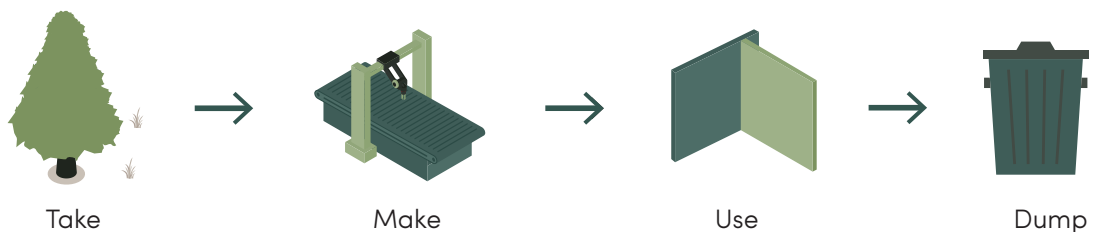


Designed for complete circularity.

# The Circular Economy

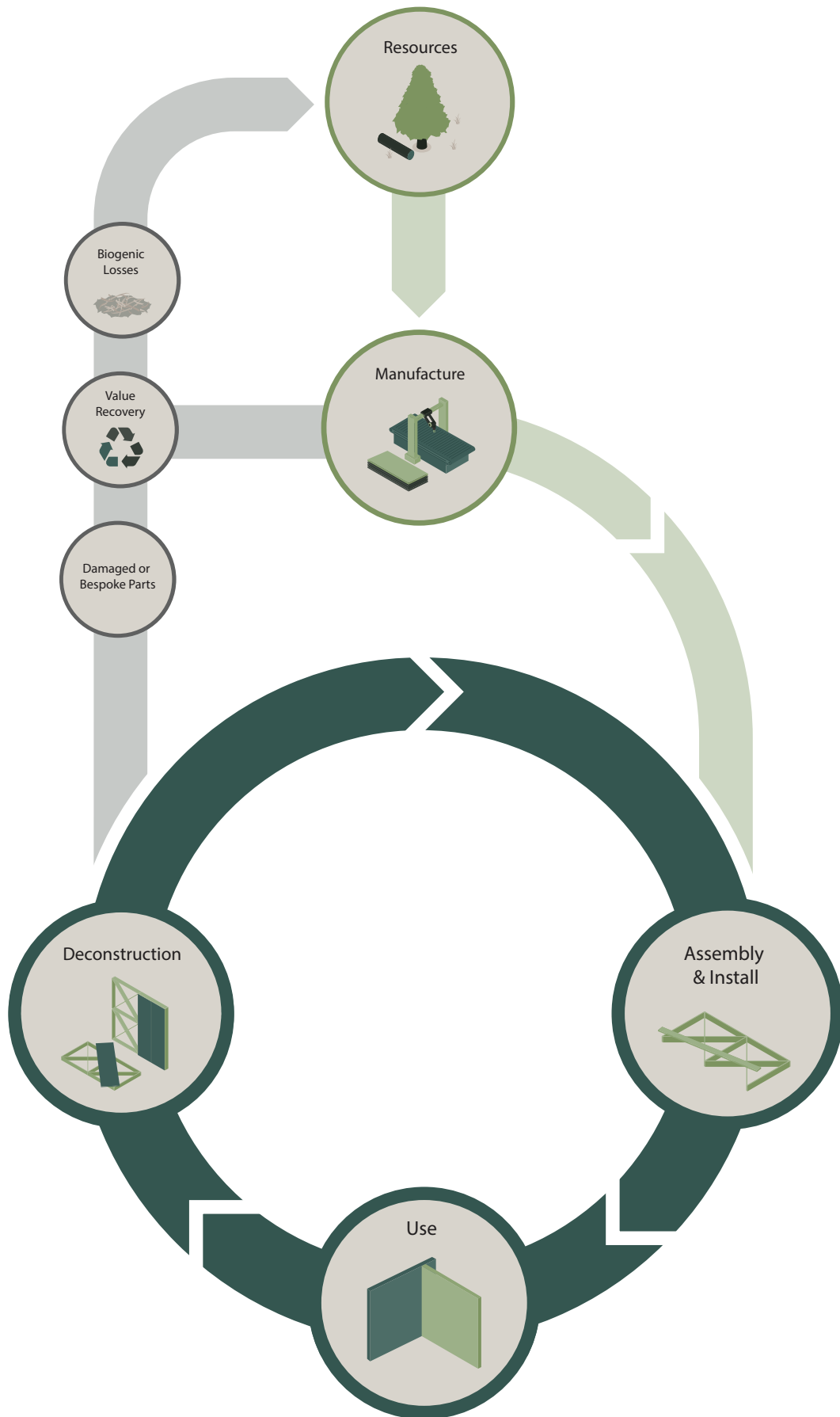
The Circular Economy (circularity) is a collection of design and specification criteria that aim to improve the ability of a product's (or building's) constituent parts to be recovered and reused. The ultimate ambition of circularity is to eliminate waste by creating an economy that is 'circular'. In this economy, products (such as buildings) must be designed to allow components to be recovered and reused without creating damaged, contaminated or waste materials.

Applying the circular economy to buildings is a crucial step in reducing waste and lessening the negative impact of modern society on our planet. Buildings are the largest consumer of new raw materials, and are responsible for more than 35% of the world's waste. In nations with a younger building stock and less sophisticated material recycling methods (such as New Zealand, Australia and the United States), construction waste can represent up to 50% of total annual waste volumes.



The current 'linear' construction economy.

Circularity in buildings is best achieved through design and specification. The type of spaces created, the shape of those spaces, the materials selected and the type of structural and fixings systems adopted all significantly influence end-of-life deconstruction and reuse performance. Adherence to the guidance in this document will help ensure spaces are designed in alignment with the aims of the Circular Economy.



A framework for the circular economy in construction.

# Unlocking Circularity

To achieve the ambition of a circular building industry it is the responsibility of architects and owners to adopt critical circular design ideas. The following ideas are essential to ensure circularity is effectively implemented. Overleaf are detailed criteria to guide decision making. These criteria should be used to review every material, product and system used in the building.

## 1. Do not compromise on material selection.

Material selection dictates how different building layers can be connected to one another and the type of material recovery possible at end-of-life. Using high quality non-composite materials means that reuse is more likely (as the material has more inherent value). Non-composite materials also have the benefit of being able to be recycled within clean high-value recovery schemes.

## 2. Standardise for future reuse.

Efforts to adopt standardised and interchangeable components on a large scale increases the likelihood of component reuse. The more similar components deployed, the higher the recovery value of those components. Rationalising wall lengths to industry standard sizes and separating bespoke architectural elements ensures that reuse is the most attractive end-of-life option.

## 3. Design in layers of change.

Every building component should be designed as a series of independent, interchangeable layers. These layers should never damage or compromise adjacent layers. Those most frequently modified should be easily removable in a damage-free manner. Any potential tertiary finishes or components that may limit the modification of these layers should be minimised.

## 4. Fixings dictate ease of deconstruction.

The methods used to connect secondary building elements to structural members must be easily reversible. These fixings also need to avoid damaging themselves, the elements they support and the members they fasten into. All adopted fixing systems need to be reversible by unskilled end-users and not impact the structural resilience of primary elements.

For further information refer to [Finch, 2019, 2021, 2023](#).



**XFrame Office is  
circular by design.**



**Mini-booth  
for mini-spaces.**

# Mini Booth

A single-person, acoustically controlled space for video calling in open offices. The Mini is designed to fit efficiently in and around the superstructure of the office space and take advantage of previously underutilised floor space. Our Mini comes with a modular electrical kit as standard that includes ventilation, lighting and power supply.



---

**Dimensions:** 990mm x 2155mm x 780mm

**Gross Weight:** 70kg

---

## Exterior rigid options

Black  Birch  White

## Interior acoustic options

Black  Grey  Neutral  
+ Custom






**The sustainable and affordable phone booth.**

# Classic Booth

The XFrame Booth is an acoustically controlled space for extended video conferencing in open offices. The internal volume is 20% larger (and a work surface twice the size) of similar market solutions, ideal for extended video calls and productivity. Our booth comes with a modular electrical kit as standard that includes ventilation, lighting and power supply.



---

**Dimensions:** 1200mm x 2135mm x 1150mm

**Gross Weight:** 175kg

---

## Exterior rigid options

Black  Birch  White

## Interior acoustic options

Black  Grey  Neutral  
+ Custom

# Classic Booth - Alternate

The XFrame Booth is an acoustically controlled space for extended video conferencing in open offices. The internal volume is 20% larger (and a work surface twice the size) of similar market solutions, ideal for extended video calls and productivity. Our booth comes with a modular electrical kit as standard that includes ventilation, lighting and power supply.



---

**Dimensions:** 1200mm x 2135mm x 1150mm

**Gross Weight:** 175kg

---

## Exterior rigid options

Black  Birch  White

## Interior acoustic options


Black  Grey  Neutral  
+ Custom



**Compact privacy  
without compromise.**

# Double Booth

The Double Booth is a compact space designed for collaboration in open offices. It comfortably accommodates 2 people, making it ideal for video conferencing, collaborating, or private face-to-face meetings. This two-person meeting space is unique for its attractive price-point and endless customisation option. Supplied as standard with dual USB-C charging and quad fan ventilation.



---

**Dimensions:** 2130mm x 2150mm x 1150mm

**Gross Weight:** 290kg

---

## Exterior rigid options

Black  Birch  White

## Interior acoustic options


Black  Grey  Neutral  
+ Custom



**Mobile, extendable and  
super flat-packable.**

# Mobile Wall

The XFrame Mobile Wall is an acoustically treated instant partition to aid in the control of acoustic and visual privacy in open offices and educational spaces. Panels can become productivity hubs, incorporating writable, pin-able and magnet linings, shelving and even monitors. These partitions are DIY friendly and can be easily reconfigured and/or customised as required.



---

**Dimensions:** 1080mm x 2180mm x 840mm

**Gross Weight:** 40kg

---

## Exterior rigid options

Black  Birch  White  Clear

## Interior acoustic options

Black  Grey  Neutral  
+ Custom




**Light-weight,  
free-standing and  
sound dampening.**



# Studio Wall

XFrame Studio combines high-performance recycled acoustic material with the modularity and simplicity of XFrame. Instantly improve the reverberant performance of your space without the need to fix acoustic panels to building surfaces. Panels can be printed-on, custom cut, face-fixed, inset or grooved.



---


**Dimensions:** 1200mm x 2400mm (One Panel)    **Gross Weight:** 10kg

---

## Frame & Lining Options

 Black

 Grey

 Neutral

+ Custom


---



**A premium, modular acoustic solution for educational and office spaces.**

# Quiet Wall

The Quiet Wall is a premium, modular acoustic solution ideal for both educational and office spaces. Teachers and professionals can personalize their environments, establishing dedicated zones for focus and collaboration, thus promoting connections among students or colleagues in expansive areas. Inspired by biophilic design, the curated color options aim to reduce stress and support emotional well-being. Engineered with high-performance acoustic materials, the Quiet Wall maximizes sound absorption, enhancing the overall educational and work experience in various settings.



---

## Quiet 1200

**Dimensions:** 1224mm x 1224mm x 122mm

**Assembly Time:** 20 minutes

**Gross Weight:** 13kg

## Quiet 1800


**Dimensions:** 1824mm x 1224mm x 122mm

**Assembly Time:** 30 minutes

**Gross Weight:** 18kg

---

## Lining Options



+ Custom Branding

# The Quiet Wall Range

## Linear



1200



1800

---

## Bend



90°



135°

+ Custom

# Nucleus

Transform open office spaces into productive, collaborative and diverse office landscapes. Eliminate the costs and disruption associated with fixed partition systems. Create networks of reconfigurable space for ever changing team requirements.



**Dimensions:** 1800mm x 2100mm x 2100mm

**Gross Weight:** 145kg (standard finish)

### Lining Options

- Birch Finish
- Grey
- Charcoal
- Neutral
- White
- + Custom

# Planter Boxes

Create a relaxing indoor office environment with XFrame’s modular, stackable, and utility planters. As standard these units are available in 450mm x 450mm modules. The planters height when stacked make them ideal for breaking up open office space in a natural and non-invasive way. These planters can be specified in a range of finishes depending on the budget and desired aesthetic.



---

**Dimensions:** Please refer to page 23.

**Gross Weight:** Please refer to page 23.

---

### Exterior Rigid Options



# The Planter Box Range



**Square Planter Box (P1)**

**Dimensions:** 400mm x 450mm x 450mm

**Gross Weight:** 7.9kg



**Rectangle Planter Box (P2)**

**Dimensions:** 900mm x 400mm x 450mm

**Gross Weight:** 12.7kg



**Low Rectangle Cabinet (P3)**

**Dimensions:** 900mm x 400mm x 450mm

**Gross Weight:** 15.8kg



**Tall Planter Tambour (P4)**

**Dimensions:** 900mm x 1150mm x 450mm


**Gross Weight:** 34.5kg

# Customisation Options

Using reversible pressure clips we offer a variety of design options for the interior and exterior. Our pre-finished linings are then fixed to the XFrame panels making for an effortless install.

## Felt Colours

---



## HPL Range

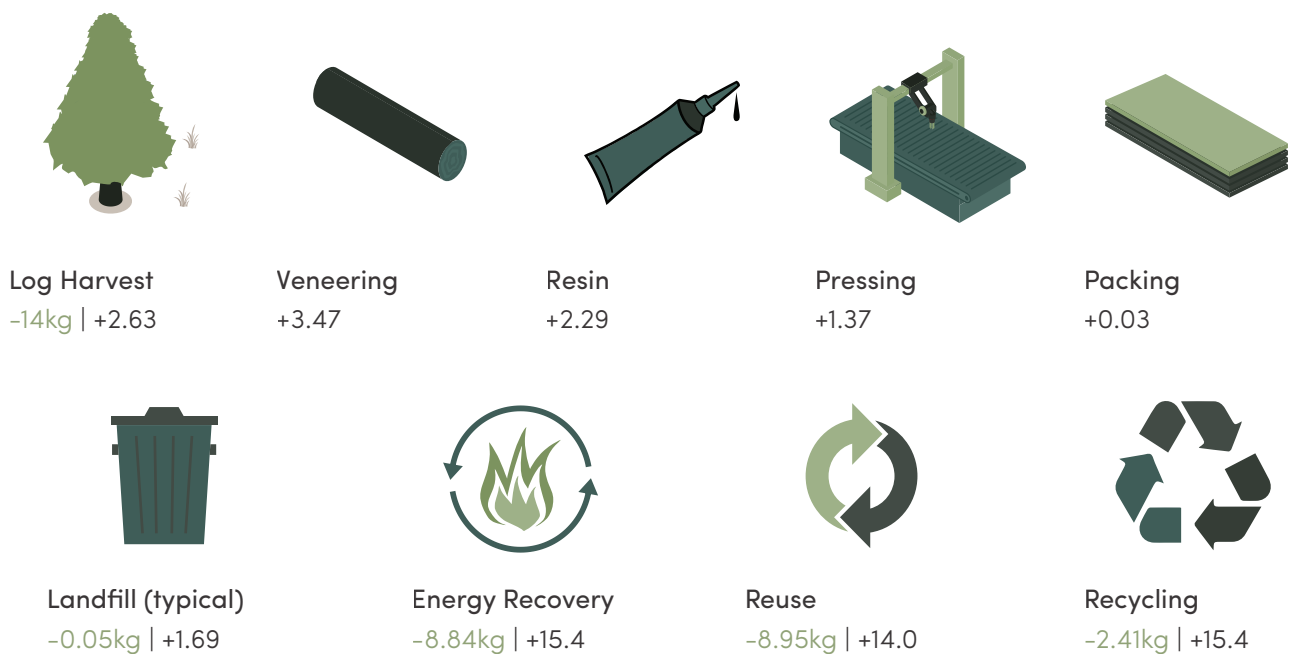
---





# Engineered Wood Products (EWP's) and the Circular Economy

The suitability of engineered softwood products as a material for circular construction should not be assumed. Although engineered timber relies largely on quickly renewable materials, there is also a need for petrochemically based adhesives to form a structural bond between wood layers<sup>1</sup>. In many instances, it is also required that the engineered wood product be treated with chemical preservatives to increase resistance to rot and decay<sup>2</sup>. The product's reliance on a non-renewable material and the inability of these non-renewable materials to be recovered from the product is not reflective of circular economy best practice.



Life-cycle of Plywood | Adapted from Forest and Wood Products Australia Ltd EPD for Plywood (page. 18), 2022.

Values reported are the carbon footprint in kg CO<sub>2</sub>-equivalent per m<sup>3</sup> of 17 mm thick plywood including biogenic and fossil carbon.

There is a range of emerging timber adhesive and preservation technologies that are derived from renewable sources (lignin-based adhesives and thermal modification for wood preservation)<sup>3,4</sup>. The first of these bio-based adhesives were made available to New Zealand and Australian markets in 2020 (Plytech, 2020). Such technologies allow engineered wood products to fit more comfortably within a circular construction context.

1. Milner, H.R., and A.C. Woodard. 2016. "Sustainability of Engineered Wood Products." In Sustainability of Construction Materials, 159–80. Elsevier.  
 2. Shukla, S.R., and D.P. Kamdem. 2012. "Effect of Copper Based Preservatives Treatment of the Properties of Southern Pine LVL." Construction and Building Materials 34 (September): 593–601.  
 3. Aro, Matthew D., Brian K. Brashaw, and Patrick K. Donahue. 2014. "Mechanical and Physical Properties of Thermally Modified Plywood and Oriented Strand Board Panels." Forest Products Journal 64 (7–8): 281–89.  
 4. Wang, Sen, Yalan Yu, and Mingwei Di. 2018. "Green Modification of Corn Stalk Lignin and Preparation of Environmentally Friendly Lignin-Based Wood Adhesive." Polymers 10 (6): 631.

# Product Carbon Breakdown

---



**Mini Booth**

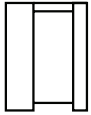
**Specifications:**

FSC Certified 12mm and 9mm Hoop Pine.  
FSC Certified 18mm Hoop Pine with HPL finishes.  
12mm Polyethene Terephthalate (PET).  
50mm Polyethene Terephthalate (PET).  
Mild Steel Hardware components

**Total calculated carbon related emissions:**

**-31kg**

---



**Classic Booth**

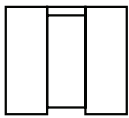
**Specifications:**

FSC Certified 12mm and 9mm Hoop Pine.  
FSC Certified 18mm Hoop Pine with HPL finishes.  
12mm Polyethene Terephthalate (PET).  
50mm Polyethene Terephthalate (PET).  
Mild Steel Hardware components

**Total calculated carbon related emissions:**

**-49kg**

---



**Double Booth**

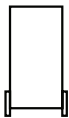
**Specifications:**

FSC Certified 12mm and 9mm Hoop Pine.  
FSC Certified 18mm Hoop Pine with HPL finishes.  
12mm Polyethene Terephthalate (PET).  
50mm Polyethene Terephthalate (PET).  
Mild Steel Hardware components

**Total calculated carbon related emissions:**

**-83kg**

---



**Mobile Wall**

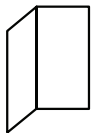
**Specifications:**

FSC Certified 12mm and 9mm Hoop Pine.  
FSC Certified 18mm Hoop Pine with HPL finishes.  
12mm Polyethene Terephthalate (PET).  
50mm Polyethene Terephthalate (PET).  
Mild Steel Hardware components

**Total calculated carbon related emissions:**

**+13kg**

---



**Studio Wall**

**Specifications:**

100% Polyethylene Terephthalate (PET).

**Total calculated carbon related emissions:**

**+11kg**

---



**Quiet Wall**

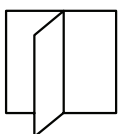
**Specifications:**

100% Polyethylene Terephthalate (PET). Powder coated black metal feet.

**Total calculated carbon related emissions:**

**+74kg**

---



**Nucleus**

**Specifications:**

FSC Certified 12mm and 9mm Hoop Pine.  
FSC Certified 18mm Hoop Pine with HPL finishes.  
12mm Polyethene Terephthalate (PET).  
50mm Polyethene Terephthalate (PET).  
Mild Steel Hardware components

**Total calculated carbon related emissions:**

**-11kg**

---

# Product Carbon Breakdown

## About this data:

XFrame calculates project carbon costs using volumetric data from an as-fabricated 3D digital model. Components are categorised by their respective material type and volumes summed for carbon calculation using localised environmental product declaration (EPD) data. When exact EPD data is unavailable XFrame uses the next regionally appropriate EPD information and applies an additional variance factor for this data source.

Carbon emissions reported refer to (BS) EN 15804 lifecycle stages A1-A3 only. Carbon emissions reported include both biogenic carbon (GWPB [kg CO<sub>2</sub>-eq.]) and fossil carbon (GWFP [kg CO<sub>2</sub>-eq.]) data sources.

For further information pertaining to lifecycle stages A4-C4 contact XFrame or visit [xframe.com.au/carbon](http://xframe.com.au/carbon)

Designed for now, built for later.

XFRAME™